

SHELL ECO-MARATHON EUROPE 2017

PARTICIPANT HANDBOOK

Shell
Eco-marathon



CONTENTS

FOREWORD	4
1. DELIVERIES TO QUEEN ELIZABETH OLYMPIC PARK	5
VEHICLE AND EQUIPMENT DELIVERIES.....	5
1. DELIVERY THROUGH AGILITY	5
2. DELIVERY THROUGH ANOTHER FREIGHT FOWARDER.....	5
3. TEAMS DRIVING TO LONDON THEMSELVES.....	6
PACKING EQUIPMENT PROPERLY	6
GETTING TO QUEEN ELIZABETH OLYMPIC PARK	7
BY CAR	7
BY PUBLIC TRANSPORT	7
2. ACCOMMODATION	8
CAMPSITE.....	8
TRANSPORTING CAMPING EQUIPMENT FROM QUEEN ELIZABETH OLYMPIC PARK TO THE CAMPSITE.....	9
TRANSPORTING CAMPING EQUIPMENT FROM THE CAMPSITE TO QUEEN ELIZABETH OLYMPIC PARK.....	9
HOTELS	9
3. CHECK-IN AND CHECK-OUT PROCEDURES	10
CHECK-IN AT THE PADDOCK	10
CHECK IN AT THE CAMPSITE	10
FOLLOW THESE STEPS UPON ARRIVAL IN STRATFORD WATERFRONT.....	11
TEAMS WHO HAVE USED A FREIGHT FORWARDER	11
PADDOCK AREA.....	11
IMPORTANT INFORMATION ON-SITE	12
CHECK-OUT	12
4. TRANSPORT	13
5. FOOD AND CATERING	14
AT THE CAMPSITE	14
AT QUEEN ELIZABETH OLYMPIC PARK	14

6. COMPETITION	15
THE TRACK.....	15
ACCESS TO TECHNICAL INSPECTION AND COMPETITION	15
WALKIE-TALKIES AND WIFI	15
FIRST AID.....	15
6. TEMPORARY EVENT SCHEDULE	16
7. AFTER THE COMPETITION	19
TRAVEL ALLOWANCE	19
RESULT CERTIFICATES.....	19
8. WHO'S WHO?	20
9. MAKE THE FUTURE LIVE	21
10. THANK YOU	22

FOREWORD



Dear Shell Eco-marathon participants,

Shell Eco-marathon Europe 2017 will take place from May 25 to 28, 2017 at Queen Elizabeth Olympic Park in London, UK. Your team will be one of the 180 teams from Europe and beyond to be participating in this exceptional competition that pushes the boundaries of energy efficiency.

This Participant Handbook contains important information for teams to plan their stay in London. Team Managers must read this document very carefully, and share it with the rest of their team mates.

In the following pages you will find information on vehicle deliveries, accommodation, food and transport as well as the latest schedule of the event which may still be subject to change.

I wish to reiterate that we will do our very best to take care of you and ensure you have a safe and enjoyable event. Reading this document and following the guidelines will be essential to achieving this.

If you have any questions or requests, please notify me directly at shell-eco.marathon@shell.com.

I look forward to welcoming you all in London, and I wish you the best of luck in these final weeks of preparation!

See you soon!

Sarah Engel

Shell Eco-marathon Europe Student Communications Manager

1. DELIVERIES TO QUEEN ELIZABETH OLYMPIC PARK

VEHICLE AND EQUIPMENT DELIVERIES

Teams have three options to deliver their vehicle and equipment to Queen Elizabeth Olympic Park:

1. Delivery with Agility
2. Delivery with another freight forwarder
3. Drive equipment and vehicles to London themselves

Delivery instructions vary according to which option the Team has chosen. Teams should read the following delivery instructions very carefully.

1. DELIVERY THROUGH AGILITY

Deliveries will be made to Agility's advanced warehouse between **Tuesday, May 2** and **Thursday, May 11**, 2017.

The delivery address is:

Agility Fairs & Events Logistics Limited
C/O R Swain & Sons Ltd.
Medway Freight Centre, Priory Road,
Strood, Rochester,
Kent, ME2 2BD,
United Kingdom

Agility will deliver all Team crates to their garages in the Paddock on Saturday, May 20 so Teams can open their crates as soon as they arrive.

On-Site contacts:

Joanna Pietrzela: +44 (0) 7 768 017 736

Steve Devereaux: +44 (0) 796 740 2285

You will find all shipping instructions on Agility's dedicated [website](#). For any queries, contact SEM17logistics@agility.com.

2. DELIVERY THROUGH ANOTHER FREIGHT FOWARDER

If you are using another freight forwarding company, please read the following guidelines very carefully and make sure you communicate them clearly.

All deliveries must be made on Sunday, May 21 ONLY.

All pick-ups must be made on Monday, May 29 ONLY.

The delivery address is:

Make the future Live/Shell Eco-marathon 2017
Queen Elizabeth Olympic Park (Stratford Waterfront)
Carpenters Road,
London, E20 2AD,
United Kingdom

Geographic coordinates: **51°32'33.9"N 0°00'52.7"W**

On-Site Contact:

Joanna Pietrzela: +44 (0) 7 768 017 736

Steve Devereaux: +44 (0) 796 740 2285

No deliveries will be accepted before or after this date, so make sure your transporter is well aware of this. If your transporter turns up before or after this date, delivery will not be possible and the truck will have to turn back.

Agility will manage unloading and delivering all Team crates to their garages in the Paddock on Sunday, May 21.

3. TEAMS DRIVING TO LONDON THEMSELVES

If a Team is driving their Shell Eco-marathon vehicle and equipment to London themselves, carefully note the following information.

Team arrivals and deliveries to the Paddock will be accepted on Monday, May 22 and Tuesday, May 23 ONLY.

- Teams must NOT pack their vehicle in a crate. It must either be strapped to an open trailer, or inside a van/trailer. This is to avoid losing time when unloading.
- Teams must keep the number of vehicles driving to Stratford Waterfront to a strict minimum of two vehicles. This is to reduce the queue.
- Teams must separate Camping gear and Paddock equipment. The vehicle with Camping gear can go straight to the Campsite.
- Big vehicles such as coaches, buses with trailers etc. will be asked to wait until the end of the day to access the Paddock to unload.

The address is:

Make the future Live/Shell Eco-marathon 2017
Queen Elizabeth Olympic Park (Stratford Waterfront)
Carpenters Road,
London, E20 2AD,
United Kingdom

Geographic coordinates: [51°32'33.9"N 0°00'52.7"W](#)

On-Site contact:

Joanna Pietrzela: +44 (0) 7 768 017 736

Steve Devereaux: +44 (0) 796 740 2285

Teams must follow the traffic managers' directions and park the vehicle. Once parked, the Team Manager must come to Participant check-in.

Teams should be aware that Queen Elizabeth Olympic Park is located within the Low Emission Zone which can lead to certain taxes. For more information, Teams can visit the [Transport for London website](#). [Vehicles may also be affected by the London Congestion Charge](#).

PACKING EQUIPMENT PROPERLY

Teams who are commercially shipping their equipment via Agility or another freight forwarder must supply a Dangerous Goods Packing Declaration. This document will be sent to all Teams, and it must be completed, signed and sent back to sem17logistics@agility.com before the competition.

More information can be found in the Agility Dangerous Goods Shipping Instructions.

To safely pack their crate, Teams should also watch the Packing Safely with Agility Tech tip on [YouTube](#).

If a Team is Camping, they should separate their Camping equipment and store it in specific boxes. This will ensure their Camping equipment is quickly sent to the Campsite from the Paddock. For more information, see the article on [Accommodation](#).

Teams who are driving to London are not required to get their equipment inspected by a Dangerous Goods Packer, nor complete a Dangerous Goods Declaration. These Teams should pack their Camping equipment separately and neatly, in boxes that are easy to transport. All Campsite equipment must be clearly tagged, with the Race number, team name and contact information. Teams should pack their equipment in a logical order: Camping gear at the back and Paddock equipment at the front if the Team intends to unload at the Paddock first.

GETTING TO QUEEN ELIZABETH OLYMPIC PARK

The official address for the Event is:

Make the future Live/Shell Eco-marathon 2017,
Queen Elizabeth Olympic Park (Stratford Waterfront),
Carpenters Road,
London, E20 2AD,
United Kingdom

Geographic coordinates: [51°32'33.9"N 0°00'52.7"W](#)

BY CAR

Follow the Make the Future Live signage and leave the A12 at the A106 exit towards Westfield Shopping Centre. All vehicles must come to Stratford Waterfront, which is on Carpenters Road.

BY PUBLIC TRANSPORT

The nearest station is [Stratford](#), which is in Zone 3 and provides step-free access from entrance to platform. Stratford station is served by:

- Docklands Light Railway (DLR)
- Jubilee and Central lines
- National Rail services
- London Overground services

More information is available at: <https://tfl.gov.uk>.

2. ACCOMMODATION

Teams have the choice between two accommodation options:

1. The free Shell Eco-marathon Campsite
2. Hotels

CAMPSITE

The official address of the Campsite is:
Waterworks Nature Reserve and Golf Centre,
Lammas Road,
London,
E10 7NU

Teams may access the Campsite from Monday, May 22 at 09:00.
Teams must clear the Campsite before Monday, May 28 at 09:00.



The Campsite will be equipped with showers, bathrooms and drying rooms, as well as a cooking tent and designated barbecue area. Teams will have electricity on the Campsite – all electrical sockets on the Campsite will be 3-pin UK sockets.

If a Team wishes to stay in the “Under 18” area of the Campsite, they must notify shell-eco.marathon@shell.com.

Teams will be able to park their vehicles (under 5 tonnes) in the Campsite Carpark. There will be security staff at the entrance as well as medical staff 24h a day, every day.

Any vehicle heavier than 5 tonnes will NOT be able to park at the Campsite. They will be asked to park at the Sweetwater carpark. Please note that parking at Sweetwater until Sunday night or Monday morning will cost 50 GBP. This amount will be directly taken out of your travel allowance. You will not be able to access the Sweetwater carpark again before your departure on Sunday or Monday.

The Campsite allows tents and a limited space for campervans/caravans. Spaces will be allocated on a first come first served basis. Teams must notify shell-eco.marathon@shell.com if they intend to come with a camper van. The Campsite does not provide the necessary infrastructure to dispose of wastewater. Please note only real camper vans/caravans will be authorized on the Campsite. Vans or cars manually transformed into camping vehicles by the owner will not be authorised. Participants cannot sleep inside their own vehicles in the carpark.

TRANSPORTING CAMPING EQUIPMENT FROM QUEEN ELIZABETH OLYMPIC PARK TO THE CAMPSITE

- All Team crates will be delivered directly to their garage in the Paddock area. Teams must open their crate and take out their camping equipment;
- Teams must pack all of their camping equipment separately and neatly in another box/crate;
- Teams must mark their "Campsite Box" with Team race number, contact information and Team name;
- Once the Team has opened their crate and prepared their Camping equipment they must notify a member of the Agility staff that they wish to get their camping equipment delivered to the Campsite; and
- Teams will be required to bring their camping equipment to a pick-up point near the paddock area, and Agility will load it and bring it to the Campsite.

Agility will move all Team "Campsite Boxes" to the Campsite as soon as possible. Any poorly packed or unlabelled equipment will not be transported to the Campsite by Agility.

Teams may use the free shuttle buses from Stratford Waterfront to the Campsite to transport certain Campsite equipment. The bus company will NOT allow petrol/diesel/cooking oil or anything that can spill and anything that is flammable such as gas cylinders. Other camping equipment is authorized as long as it fits easily in the hold and does not cause any damage to the coach itself.

TRANSPORTING CAMPING EQUIPMENT FROM THE CAMPSITE TO QUEEN ELIZABETH OLYMPIC PARK

If you are camping on the night of Sunday May 28, pack your crate in the Paddock as much as possible. On Monday morning, make sure you pack all camping equipment and get it back to your crate before 09:00. Agility will have a shuttle available to transport camping equipment back to the Paddock area on Monday morning.

Shuttle buses will be available Monday morning from the Campsite to transport Teams back to the Paddock area to finish packing their crates.

HOTELS

If your Team does not wish to camp, you must manage your accommodation bookings yourself. This will be at your own cost. Contact shell-eco.marathon@shell.com for a list of recommended hotels and hostels.

3. CHECK-IN AND CHECK-OUT PROCEDURES

CHECK-IN AT THE PADDOCK

1. Participant check-in will open at Stratford Waterfront on Monday, May 22 at 09:00.
2. The entire Team must go to the Participant check-in office. We will check if you have correctly submitted all Mandatory Documents. The Team Manager will receive the Participants badges, lanyards and yellow high visibility vests.
3. The entire Team must go through a mandatory Safety Induction. Each Team Member will receive a light-green wristband. ONLY Participants with a Participants badge, lanyard and light-green wristband will be able to access the Paddock area.
4. The Team Manager must walk to the Paddock area where Shell staff will show the Team Manager their garage and proceed to a quick check-in. The Team Manager will receive an entry authorisation and the Team Checklist.
5. Once the check-in is complete, the Team Manager must walk back to Stratford Waterfront and present the traffic marshal with the entry authorisation.
6. Following the traffic marshals' instructions, the Team may drive from Stratford Waterfront to the Paddock to unload their vehicle. There will be pump trucks available.
7. If your equipment has been delivered in a crate, after the safety induction – the whole Team must walk to the Paddock area where Shell staff will show the Team Manager their garage and proceed to a quick check-in.
8. The Team Manager, Driver and Reserve driver must go to Technical Inspection in the Paddock to get their RFID wristband and the vehicle stickers (mandatory to start Technical Inspection).
9. Teams may take a free shuttle bus from Stratford Waterfront to the Campsite in order to check-in there.

CHECK IN AT THE CAMPSITE

1. The Campsite will open on Monday, May 22 at 09:00. Team Managers must check-in at the Welcome Desk. A strict maximum of 20 people per Team is allowed to camp.
2. Teams may start unloading their camping gear. Staff will be there to help with buggies and trailers. Teams must bring their own camping gear.
3. Placement in the Campsite works on a first come, first served basis. There will be a separate area for camper vans, caravans etc. and for under-18 Teams.

FOLLOW THESE STEPS UPON ARRIVAL IN STRATFORD WATERFRONT

TEAMS WHO ARE DRIVING THEMSELVES



TEAMS WHO HAVE USED A FREIGHT FORWARDER

The whole Team should walk directly to the Paddock area after the safety briefing and wait for a member of staff to guide them to their garage. If their crate is not in the garage, they must speak with Agility in the Student Pit Stop.

PADDOCK AREA

The Paddock area will be closed between 22:45 and 06:00. No one will be authorised to stay inside during this time. For safety and security of all Participants, the power will also be cut in the Paddock area overnight while it is closed.

All non-UK Teams will have EU 2 pin sockets (type C) in their garage.

All UK Teams will have UK 3 pin sockets in their garage.

Each Team will have an individual Paddock garage of 4m x 4m. Each garage is equipped with:

- 2 x chairs
- 1 x 2m x 0.8m table
- 1 x waste paper bin
- 2 x 10A 240V socket
- 4 x spotlights
- 1 x Locker
- Free wifi

IMPORTANT INFORMATION ON-SITE

- Participant Information desk: For all questions, on-Site you can directly ask at the Participants Information desk, located in the Paddock, starting Monday, May 22.
- Several screens around Technical Inspection and at the Participant Information desk will show important information every day including the track schedule.
- Team Members will also receive emails/text messages directly on their phones to inform them of any important changes or events.
- The mandatory Technical Briefing will take place at the Main Stage.
- Note: The Event Organisers reserve the right to make any changes in the venue. If you have any doubts, please check at the Participant Information Desk.

CHECK-OUT

If you are planning on taking a ferry back home, we recommend booking it on **Monday, May 29**, not Sunday night, as we cannot guarantee your Team will leave in time to catch the ferry Sunday.

UrbanConcept Teams that have not qualified for the Drivers' World Championship will be able to check out on Saturday evening from 18:00 to 21:00.

All other Teams may begin packing up and checking out on Sunday, May 28 from 16:00 to 22:00. All Teams must be check out before 22:00 on Sunday.

Teams must follow these steps to check-out:

- Return all technical equipment such as transponders, telemetry equipment, joulemeters, etc. to Technical Inspection. Make sure your Team Checklist is stamped.
- Pack up your equipment and clean your garage as much as possible;
- Come to the Participant Information desk with your stamped Team Checklist and return your track access high-visibility vests;
- A member of Shell staff will come with you to your garage and proceed to the check-out. Only teams with a stamped "Exit authorisation" will be allowed to move their vehicle from Stratford Waterfront to the Paddock.
- Load ALL of your equipment into your vehicle safely but quickly and drive out onto Loop Road. Without the Exit pass you will not be able to leave, keep it behind your vehicle's windscreen.

4. TRANSPORT

Shuttle buses will be available between the Campsite and Stratford Waterfront. Seats on the shuttles will be on a first come first served basis and Teams should consider this when planning arrival and departure from the venue. The transfer will take between 20-30 minutes depending on traffic. The first bus will leave the Campsite at 05:30 every morning. The last bus will leave the Paddock at 23:00 every evening (except Monday, May 22).

Note: The Team Manager and Drivers will be given priority for Transfers from 05:30 to 07:30 each morning to ensure arrival in time for the mandatory technical briefing at 08:00 at the Main Stage.

The above timings are subject to change and the confirmed schedule will be available on-Site.

For Safety and Security reasons, do not walk between the Campsite and Queen Elizabeth Olympic Park.

The closest train and tube station to Queen Elizabeth Olympic Park is Stratford.

5. FOOD AND CATERING

AT THE CAMPSITE

Teams with access to the Campsite will be able to cook in the cooking tent (equipped with microwaves, kettles, electric cooking hubs, tables and benches). There will also be a barbecue area for Teams bringing their own barbecues with them.

AT QUEEN ELIZABETH OLYMPIC PARK

There will be a dedicated, closed off area for Participants to relax in, with tables and chairs to prepare cold food and eat, including a Costa coffee machine. Please note it only works with credit card payment. There will not be any microwaves or other cooking facilities on-Site.

Several supermarkets and restaurants are close by, at the Westfield Stratford City shopping mall. We strongly advise Teams to **bring their lunch to the Paddock** every morning, to avoid going back and forth to the Campsite.

Several food trucks and catering stands will be available from Thursday until Sunday, close to the Paddock.

Teams who have bought dinner vouchers from the [Shell Eco-marathon E-shop](#) before the Event will be able to eat a warm dinner close to the Paddock area every evening from Monday, May 22 to Saturday, May 27. One voucher (=1 meal for 1 person) costs 12.75 GBP.

6. COMPETITION

THE TRACK

Make The Future Live 2017 Track Route

- Track lap: 1659 m
- Competition distance: 10 laps = 16.59 km
- Maximum time: 39 minutes



Vehicles on Track will be driving in a clockwise direction. For more information about the Track, visit the [Important Information page](#) online.

ACCESS TO TECHNICAL INSPECTION AND COMPETITION

- During Technical Inspection, four people are authorised to join: the two Drivers, the Team Manager and one assistant;
- During both test runs and the competition, three people are authorised to enter the pit-lane: the Team Manager, one Driver and one assistant;

WALKIE-TALKIES AND WIFI

Wifi will be available in the Paddock area. There will not be wifi all around the Track.

If you are planning on using walkie-talkies on-Site, please note that if you are using a public channel, no license is needed, but there may be interference given the large number of Teams. If you do not wish to use a public channel, you must apply for a license [here](#).

FIRST AID

- First Aid points will be open throughout the entire duration of the Event;
- Due to access to the venue you must seek medical attention from the Safety Team so that the correct instructions can be given to the emergency services if required; and
- The Team Manager is responsible for taking care of his/her Team Members. The Team Manager is:
 - The contact person for the hospital and the First Aid Centre or Medical Centre at the Campsite.
 - The supervisor at the hospital.
 - The supervisor for bringing your Team member back to the Paddock/Campsite.

6. TEMPORARY EVENT SCHEDULE

See below the proposed Event schedule for Shell Eco-marathon Europe 2017:

Note: In compliance with the competition rules, the Organisers reserve the right to make any changes that may prove necessary. The final schedule for the day will be confirmed every morning during the mandatory morning Team briefing.

MONDAY, MAY 22

09:00	19:00	Campsite reception open
09:00	18:00	Participant check-in open
09:00	18:00	Participant Information desk open – Paddock area
09:00	20:00	Access to Paddock area for checked-in Teams only
09:00	20:15	Coach transfers between Campsite and Paddock available – schedule TBC
20:00		Paddock closes (Participants CANNOT stay inside)

TUESDAY, MAY 23

05:30	23:00	Coach transfers between Campsite and Paddock available – schedule TBC
06:00	22:45	Access to Paddock area for checked-in Teams only
09:00	19:00	Campsite reception open
09:00	18:00	Participant check-in open
09:00	18:00	Participant Information desk open – Paddock area
14:00	18:00	Technical inspection open
22:45		Paddock closes (Participants CANNOT stay inside)

WEDNESDAY, MAY 24

05:30	23:00	Coach transfers between Campsite and Paddock available – schedule TBC
06:00	22:45	Access to Paddock area for checked-in Teams only
09:00	19:00	Campsite reception open
09:00	18:00	Participant Information desk open – Paddock area
08:00	18:00	Technical inspection open
08:30	09:30	Participants may walk the Track
09:30	10:30	Mandatory Technical briefing (Team Manager and Drivers) at the Main Stage
13:30	16:00	Track open – Practice by category
16:30	18:00	Track open – Practice by category
18:30	19:30	Team group photo – Start/Finish area – do not bring vehicle or flags
22:45		Paddock closes (Participants CANNOT stay inside)

SHELL ECO-MARATHON EUROPE 2017

PARTICIPANT HANDBOOK

THURSDAY, MAY 25

05:30	23:00	Coach transfers between Campsite and Paddock available – schedule TBC
06:00	23:00	Access to Paddock area for checked-in Teams
08:00	18:00	Technical inspection open
08:00	08:30	Mandatory Technical briefing (Team Manager and Drivers) at the Main Stage
09:00	18:00	Participant Information desk open – Paddock area
09:00	11:00	Track open – Practice by category
11:30	12:00	Flag-off Ceremony
12:30	16:00	Track open – Practice by category
16:30	18:00	Track open – Practice by category
22:45		Paddock closes (Participants CANNOT stay inside)

FRIDAY, MAY 26

05:30	23:00	Coach transfers between Campsite and Paddock available – schedule TBC
06:00	23:00	Access to Paddock area for checked-in Teams
08:00	08:30	Mandatory Technical briefing (Team Manager and Drivers) at the Main Stage
09:00	18:00	Participant Information desk open – Paddock area
09:30	11:30	Competition by category
13:30	15:30	Competition by category
16:30	20:00	Competition by category
22:45		Paddock closes (Participants CANNOT stay inside)

SATURDAY, MAY 27

05:30	23:00	Coach transfers between Campsite and Paddock available – schedule TBC
06:00	22:45	Access to Paddock area for checked-in Teams
08:00	08:30	Mandatory Technical briefing (Team Manager and Drivers) at the Main Stage
09:00	18:00	Participant Information desk open – Paddock area
09:00	11:00	Competition by category
11:30	14:00	Competition by category
14:00	16:00	Competition by category
16:30	19:00	Competition by category
16:00		Test track closed for rest of the Event
17:00	18:00	UrbanConcept on-Track Awards Ceremony – Announcement of qualified European Teams for the DWC finale
18:00	21:00	UrbanConcept Teams check out open
19:00	21:00	Student Party at the Campsite
22:45		Paddock closes (Participants CANNOT stay inside)

SUNDAY, MAY 28

05:30	23:00	Coach transfers between Campsite and Paddock available – schedule TBC
06:00	22:00	Access to Paddock area for checked-in Teams
08:00	08:30	Mandatory Technical briefing (Team Manager and Drivers) for Prototype teams at the Main Stage
09:00	21:30	Participant Information desk open – Paddock area
09:00	11:00	Europe Drivers' World Championship qualifying and final
11:00	14:00	Competition Prototype
15:00	16:45	Drivers' World Championship grand finale
16:45	17:00	Drivers' World Championship Award Ceremony
17:30	18:00	Prototype on-Track Award ceremony and Off-track Award ceremony at the Main Stage
19:00	22:00	Departure Paddock

MONDAY, MAY 29

07:00	09:00	Coach transfers from Campsite to Paddock only
07:00	09:00	Departure from Campsite

7. AFTER THE COMPETITION

TRAVEL ALLOWANCE







Teams present at the competition in London will receive their travel allowance via bank transfer, on the bank account indicated in the invoice completed during Phase 3. Please allow a few months for the transfer to go through, as this takes time to process.

RESULT CERTIFICATES

Teams will be able to download their Result Certificates in the [Registration system](#) in the week following the competition.

8. WHO'S WHO?

The following table provides an overview of the Shell Eco-marathon Europe 2017 organisers and their roles and responsibilities.

AREAS OF RESPONSIBILITY	DETAILED RESPONSIBILITIES
<p>Team Liaison Sarah Engel</p> 	<ul style="list-style-type: none"> ■ Arrival to departure care ■ Contact for any questions (at the Participants Information Desk in the Paddock)
<p>Technical Gilles Vanier</p> 	<ul style="list-style-type: none"> ■ Ensure enforcement of technical rules from start to finish ■ Ensure compliance of the vehicle with Shell Eco-marathon rules during technical inspection ■ Fuel-tank filling and measurements ■ Calculation of results
<p>Safety Benjamin Austin Kirsteen Meldrum</p>  	<ul style="list-style-type: none"> ■ Ensure enforcement of safety rules off track, especially in the Paddock area and at the campsite ■ Contact for questions on safety in the Paddock area
<p>Track and competition Jeroen Frieman and Ron Mooi</p>  	<ul style="list-style-type: none"> ■ Ensure the safety on track and, pit-lane, finish area, test track and pit-board zone ■ Ensure the respect of the on-track rules for fair competition ■ Manage the rescue vehicle on track ■ Tow broken down vehicles from track to drop-zones close to Paddock ■ Please report any questions on the competition to the race director at the Race Control Tower opposite the finish line
<p>Campsite and parking Nick Roberts</p>	<ul style="list-style-type: none"> ■ Ensure rules about Campsite detailed on Chapter 2 are followed

9. MAKE THE FUTURE LIVE

Make the Future Live is a free festival of ideas and innovation, and provides a platform for innovation, collaboration and conversation around global energy challenges.

Visitors will experience bright ideas from students, entrepreneurs and industry coming together to explore what the journey to a lower-carbon energy future might look like. They can try out immersive technology to explore where the world's energy comes and test some of the latest inventions that could change the way we live, work and play. They can listen to live music, watch weird science shows, meet celebrity guests and inspiring entrepreneurs. We are inviting everyone to get involved, feel inspired and help make the future.

To find out more visit www.shell.co.uk/makethefuturelive

10. THANK YOU

The Shell Eco-marathon Europe Team would like to thank you all for contributing to a great event. Special thanks to:

- All Participants: without whom Shell Eco-marathon Europe would not be possible;
- All Shell volunteers coming from all over Europe and beyond to work at the event;
- Newham Council;
- Everyone working at Queen Elizabeth Olympic Park; and
- Our global partners, HPE, HPI, Linde, Agility Fairs and Events and SwRI and local partners.

Find out more at www.shell.com/semeurope

And don't forget to follow our updates and news from the competition:

- Follow [@shell_ecomar](https://twitter.com/shell_ecomar) on Twitter
- Enter the [Shell Eco-marathon Europe Facebook group](#)
- Join the conversation in social media with [#shellecomarathon](#) and [#makethefuture](#)